


# WASHINGTON APPLE PI



Washington Apple Pi Journal Volume 28, Number 5

President's Page – 4

Selecting a Digital Camera - 6

iPod Meets Washing Machine - 8

Where Area Pi Members Live - 9

Where's MyStuff? - 10

Meeting Reports - 14-16

### ***Upcoming Events***

September 23: Tropical Software – IFC

October 28: VectorWorks – 1


Washington Apple Pi Mini Meetings - 3



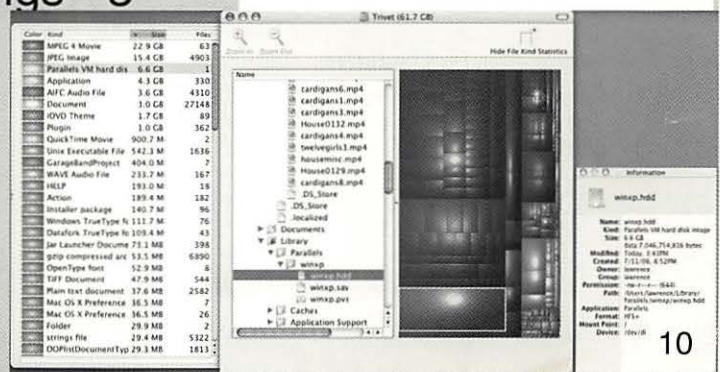
6



8

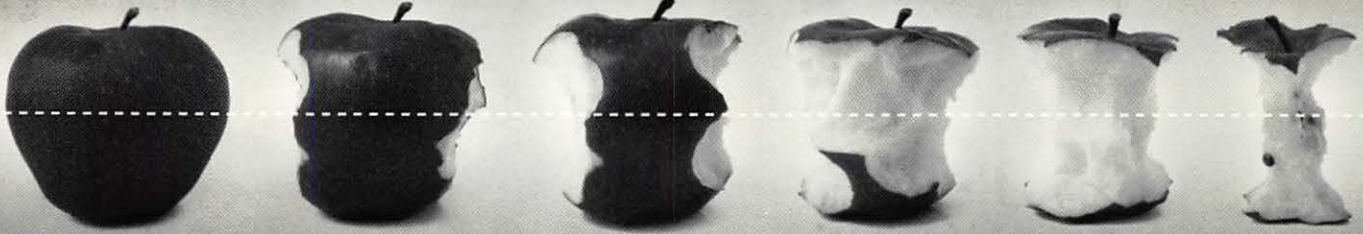


9



10

# WASHINGTON APPLE PI GENERAL MEETING



SEPTEMBER 23, 9:00 AM

## JAMES LEE, TROPICAL SOFTWARE

Do you have trouble keeping track of all of those notes, phone numbers, URL's, etc.? Help is on the way! On Saturday, Sept, 23rd, James Lee, President and Founder of Tropical Software, will to rescue you! TopX Notes and TopXNotes iPod are his products. They allow you to organize all those miscellaneous things in one place where they can be located quickly and easily, both on your computer and your iPod. Visit his web site at <http://www.tropic4.com/>.



## MEETING SCHEDULE:


- 9:00 - Special Interest Meetings- Check [www.wap.org](http://www.wap.org) for final details.
- 10:00 - General Meeting
- 10:30 - Feature Presentation - James Lee, Tropical Software.
- 11:30 - Meeting wrap-up

## MEETING LOCATION:

Microsoft Innovation & Technology Center, 12012 Sunset Hills Road, Reston, VA. For directions, visit <http://tinyurl.com/8l343>

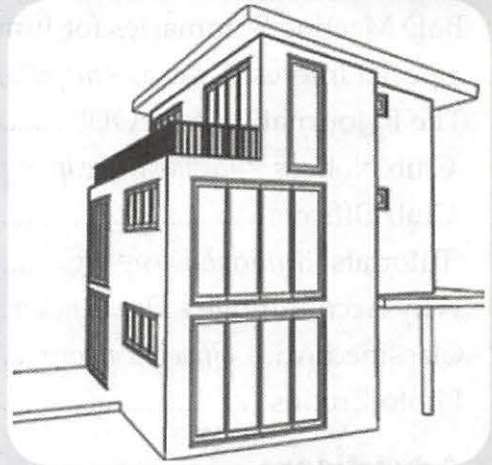
Washington Apple General Meeting - October 28, 9:00 a.m.

# Vectorworks®



An easy-to-learn,  
easy-to-use 2D drafting  
and 3D modeling  
solution.

Michael Pacylowski, president of Kickpoint Solutions Inc., will be showing a general overview of capabilities in VectorWorks version 12 in the first portion of our meeting. During the second portion we will break the room into three sections and he will give a more detailed technical demonstration of key version 12 features in one of the rooms. Members who wish to attend a special interest meeting on a different topic will move to the other two presentation areas for the second portion of the meeting. The two VectorWorks presentation sessions will have time built in for questions and answers, so don't miss this opportunity to see the number one selling CAD program on the Macintosh, in action.




## Meeting Schedule:

- 9:00 - Feature Presentation - Michael Pacylowski for VectorWorks
- 10:00 - General Meeting
- 10:30 - Special Interest Meetings- Check [www.wap.org](http://www.wap.org) for final details
- 11:30 - Meeting wrap-up

## Meeting Location:

Microsoft Innovation & Technology Center, 12012 Sunset Hills Road, Reston, VA. For directions, visit <http://tinyurl.com/8l343>



# Table of Contents

Volume 28

September/October 2006

Number 5

## Articles

President's Page - <i>Bob Jarecke</i> .....	4,5
Selecting a Digital Camera- <i>Lawrence Charters</i> .....	6-8
Good News and bad News then Good News - <i>Bob Jareckel</i> .....	8,9
Where (Most) Everyone Lives - <i>Bob Jarecke</i> .....	9
Where's My Stuff? Disk Inventory X and Grand Perspective - <i>Lawrence Charters</i> .....	10-13
June General Meeting - <i>Bob Jarecke</i> .....	14,15
2006 Annual Picnic - <i>Gene Haddon</i> .....	15,16

## Club Stuff

General Meeting Notices.....	Inside Front Cover, 1
MiniMeetings.....	3
Treasurer's Report for FY 2006 - <i>Dick Rucker</i> .....	16
Managing Editor Vacancy for the <i>Pi Journal</i> - <i>Bob Jarecke</i> .....	17
BoD Meeting Summaries for June, July - <i>secretary@wap.org</i> .....	17,18
Special Interest Groups - <i>http://lists.wap.org/lists/</i> .....	19
The <i>Pi Journal</i> Wants YOU!! .....	20
Club Notices - <i>president@wap.org</i> .....	21
Club Officers .....	21
Tutorials - <i>tutorials@wap.org</i> .....	22
Why AccountEdge - <i>Dick Rucker</i> .....	22
Classified Ads - <i>office@wap.org</i> .....	24
Photo Credits .....	24

## Advertisers

Montgomery College Advertising Art Dept (pro bono).....	23
MacUpgrades.....	32
Heller Information Services.....	Inside Back Cover
Absolute Mac.....	Back Cover

## Postal Information

*Washington Apple Pi Journal* (ISSN 1056-7682) is published bi-monthly by Washington Apple Pi, Ltd., 12022 Parklawn Drive, Rockville, MD 20852. Periodical postage paid at Rockville, MD.

Annual membership dues for Washington Apple Pi, Ltd. are \$49; of this amount \$18 is for a subscription to the *Washington Apple Pi Journal*. Subscriptions are not available without membership.

**POSTMASTER:** Send address changes to Washington Apple Pi, 12022 Parklawn Drive, Rockville, MD 20852.

*Change of Address should reach us 60 days in advance of the move to ensure that your Journals continue uninterrupted.*

### Deadlines

Writers' submissions & ad copy  
Nov/Dec.....October 1  
Jan/Feb 2007..... December 1

## Editorial Staff

### Managing Editor

Vacant

### Macintosh/Reviews Editor


Lawrence Charters; macedi-  
tor@wap.org

### Photo Editor

Richard Sanderson; richard@  
sandersoncomputer.com

Find Washington Apple Pi on the Worldwide Web at  
<http://www.wap.org>

For Contact and Copyright Information, Please see  
Page 30



iPod: The socket in your pocket

September 5, 2006, 7:00 PM-8:00 PM

September 15, 2006, 10:00 AM-11:30 AM

iPods are great for music, but they can do so much more! Join us to learn about the other things your iPod can do!

*Fall Projects with your Printer*

*October 3, 2006, 7:00 p.m.-8:00 p.m.*

*October 19, 2006, 10:00 a.m.-11:30 a.m.*

*Come see some of the things you can do with your printer can do as you prepare for the coming holidays!*

# President's Page



## Barkeep, Another Round!

*By Bob Jarecke, Pi President*

With a couple months as Pi President under my belt, I must be doing something wrong. No matter how fast I eat, the food on my plate keeps piling up! By meeting with key volunteers, asking them and others pertinent questions, and devising and encouraging new initiatives, I have learned more about all that is going on within the Pi and what more could be done to provide the membership with the services they signed up for. I have learned that by helping our volunteers address important issues while assisting in caring for the individual member's needs is a full time job — good thing I don't have one. I thought retirement was going to be relaxing and carefree. Guess not for me!

I started out as President trying to learn more about the Pi — getting the lay of the land. I have talked with several of those in the know about our Pi communications — electronic, Web based and printed; become more involved in the deployment of a new membership database; as well as sought out and helped develop new activities which could make being a Pi member more fun. Each meeting, conversation or communication has brought me a greater understanding of how things work in the Pi and some of complexities of doing things with volunteers. In the past, there has been more than one appeal made for assistance to run the Pi. This is another one.

## Two Steps Forward, One Step Back

The fiscal state of the Pi is good, and the Annual Pi Picnic was a success, but we have lost the managing editor of the *Journal*. There is an exciting new initiative to have a Pi Photo Contest, and TCS services received a much needed equipment upgrade, but we continue to lose members at a slow rate. The Tuesday Night Clinic steadily provides expert equipment repairs, and the Reclamation program has placed more donated Macs and peripherals with those in need, but we still have two vacancies on the Board of Directors. You get the gist, I am sure.

Many of the preceding matters have been pointed out and discussed on the TCS, mentioned in an Announce List email (to those who are signed up to receive it), or printed in the *Journal*. I am not going to restate or paraphrase these issues for you but ask that if you are interested, log onto the TCS and peruse the Pi Conference. There is a lot of food for thought in that section. And because so few members avail themselves of the great resource that is the TCS, I am including a posting I placed on the TCS recently regarding the Pi and our needs.

**TCS Pi Announcements Message #60 Aug  
03, 2006**

Dick (Rucker) has done a good job over the last couple years of getting a grip on the Pi's financial situation. We can see pretty clearly the downward trend that resulted in some dramatic changes in the *Journal* and the office floor space. Some might argue we are in a death spiral and the end is in sight. I, for one, don't believe that.

Yes, we have cut back the size of the *Journal* to save money. What resulted was a *Journal* designed and published with a more up-to-date program (InDesign) and format (digital press). John Barnes can correct me here if I have the nomenclature wrong, but the bottom line is the *Journal* is easier to build and produce and all at a savings (of course, having John do the layout and production work for no cost was a big part of the savings).

Yes, we cut back on the Pi Office size to save money. What resulted was better use of the space we had. Some might argue that we are too cramped, but I think we could do a little better job using the space we have. I see the old Library room unused except for storage. I think with some further culling of what is really needed and what should be kept, there is room in there to better serve the Pi's needs. Anyone up for an office cleaning and painting party?

But the real financial issue is lost revenues. The BoD brainstormed ways to increase Pi income and several good ideas have surfaced:

1. Increase advertising in the *Journal*. Anyone out there have some marketing/advertising skills to lend to this effort?

2. Increase membership. Anyone out there

have some time and energy to devote to a honest-to-goodness membership drive effort or at least a marketing effort to make the Pi more visible on the street and on the web?

3. Host a Mac Expo. This would be a derivation of the old Garage Sale but could include much more, such as vendor displays/demos, Pi member sales of the old Mac equipment, training sessions, concession stand, Mac Guru sessions, etc. Anyone out there interested in spearheading something like this?

4. Increase dues. This hasn't happened in some time. There is speculation we would lose more members faster. I don't know if that is a certainty. Anyone out there an expert on cost benefit analysis to derive the smallest painful dues increase with the least loss of members for the most gain in revenues?

5. Hold an Auction at the General Meetings. We would solicit the membership for a donation, specifically to be auctioned, advertise the event heavily and have some fun at the event. Anyone out there an Auctioneer?

6. Make a general appeal for fiscal donations. We already have an easy method to sign up or renew online and right along side of that is the ability to make a donation to the Pi. Donations in increments of \$5 are just a few clicks away using the online Pi Store. Anyone have some experience with soliciting donations?

So finally, what would the Pi do if it had surplus funds. First, just as we are doing now, we would place it in a more lucrative interest bearing account such as we have with PayPal which is currently paying 5.02% on funds paid in and deposited. Next, we would look at future funding outlays by constructing a meaningful budget for the near and long term. Finally, through member surveys, consultation with those in-the-know, and discussion within the BoD and Pi Staff, we would develop a Pi Investment Plan, i.e., where would additional funds make the biggest difference to strengthen the Pi while offering its membership more bang for their buck?

As you can read, the Pi condition is good but not great. We are aging in

one sense like many of our members. I would be very interested in the Pi's demographic and make up. Where do our members come from? What is the average age and median age? We need new members and logically most of these members will be younger. The Pi, IMHO, has to evolve to serve their needs - if we can figure out what they are - "survey, sez?" Anyone have some good skills regarding surveying an organization's membership?

We are a great and diverse bunch of people. How can we corral all these folks into an organization that is fun to be in while providing unique and reputable services and eliciting the volunteer spirit? To start with, there are two open seats on the Board of Directors. Contact me, we can sign you up and put you to work making some of the above happen.

## Last Call!

I looked over my last *Journal* column and two months later, I am still enthused about where the Pi can go and what can be accomplished. But with a little cold water of reality slapped on my face, I am a bit more guarded about what will really happen. We are in dire need of a managing editor for this publication as was announced on the TCS and via the Pi Announce List email. This is an immediate matter and it goes to the top of my long list of things to do.

I know there are lots of great folks out there who care and might even like to help keep the Pi moving forward. I ask that you consider what you can offer and let us know. Start with a big volunteer contribution like being on the Board and working down from there. I can promise you will be busy and challenged.

Finally, I want to offer my sincerest thanks to the many folks who have renewed their membership recently and, while doing so, chose to make a monetary donation. In one case the amount was for one hundred dollars. Wow! As stated on our Web site, if you don't have the time but want to help in some way, donation of monies will be put to very good use and is very much appreciated.

Share **YOUR** Experiences -  
write an article for the Pi  
Journal. Non-experts  
encouraged. Send e-mail to  
*maceditor@wap.org*

# Articles

## Selecting a Digital Camera: Small is beautiful

© 2006 Lawrence I. Charters

While it sometimes seems that everyone on the planet has a digital camera, it also seems that few people think they have the “right” camera. Many people buy whatever is on sale, or buy something based on an advertisement, or acquire a “free” camera as part of a car purchase or in return for a hundred box tops from Wheaties.

When personal photography first came into vogue, the Kodak Brownie reigned supreme. This simple, box-like camera (the box was made of cardboard) had no exposure controls or focus controls. You simply pointed the camera at your subject, held still, hoped the subject held still, too, and took a photo. After the film was sent off for processing at a film laboratory, you received the developed film and small, semi-focused black and white photos. From start to finish, the process usually took a week – or a year if the film sat in the camera, waiting to “finish a roll.”

Today’s cameras are much smaller than the Brownie


---

*First Law of Photography, uttered by Johann Zahn in 1685: “You can’t take a photo if you don’t have a camera.”*

---

(see Figure 1), don’t require film, and have automatic focusing and exposure controls. You can take one photo or a hundred, and immediately dump them into your Mac for viewing with iPhoto, iView Media Pro, or even Preview, if you wish to go slumming. If you accidentally open the camera, you never run the risk of ruining the photos by exposing the film since there is no film.

Ingrained habits die hard, however. People still think cameras are intended for events (vacations, birthdays, parades), and at any given time do *not* have a camera. Often, even a digital camera is bulky enough that it won’t comfortably fit in a purse, pocket, or even briefcase. This leads to the epic First Law of Photography, uttered by Johann Zahn in 1685: “You can’t take a photo if you don’t have a camera.”



**Figure 1:** A lineup of cameras. On the left is a Kodak Brownie, then a Canon PowerShot G3, then a Canon PowerShot S-500 Digital Elph, and finally a Casio EX-S500.

### Think small

Size matters, and while a digital SLR camera with multiple lenses and attachments might take the “best” photos, such an assemblage weighs a great deal; you need to hire a sherpa to carry everything around. In contrast, a “pocket camera,” such as Canon’s Digital Elph series, fits in a shirt pocket or purse, allowing you to carry it with you all the time.

Referring to Figure 1, most digital cameras are similar to the PowerShot G3 in the photo. They have a nice, comfortable grip that also holds the battery, a telescoping zoom lens, a nice viewfinder (the G3 even has a flippable, rotatable LCD screen on the back), and lots of buttons and controls. On the downside, it doesn’t fit in a pocket.

In contrast, pocket cameras, such as the Digital Elph S-500



**Figure 2:** The Canon PowerShot S-500 Digital Elph, on the left, is twice as thick as the Casio EX-S500 on the right. Both cameras take photos of roughly the same size, and both feature 3X optical zoom.



and the newer Casio EX-S500 shown in Figure 2, make a virtue of size. The Digital Elph, second from the right, pretty much defined the concept of “pocket camera,” and millions of these are carried in purses, pockets and backpacks every day. The newer Casio is half the thickness and weight; it fits even into a *small* purse or pocket.

Mobile phone vendors have tried to suggest that the ultimate pocket camera is a mobile phone. While this is a good theory, mobile phones make terrible cameras, for two reasons:

- They are, face it, terrible cameras;
- Because they lack a viewfinder, the only way to frame a photo is to stick your arm out and hope that the image shown on the LCD is properly framed and focused.

### Arm’s-length photography?

Let’s consider the second point first: trying to focus a camera by holding it at arm’s-length and looking at a tiny LCD preview screen. This is almost impossible for people who are nearsighted; they literally can’t see the screen. It is also difficult for people with presbyopia (far-sightedness caused by age) as they may not have arms long enough to even see the screen.

In addition to focus and framing problems, holding a camera at arm’s-length makes the camera unsteady. Instead of the classic photo pose developed for steady photos – two hands on the camera, arms pressed against your side – you end up flailing the camera around at the end of your arm, hoping to catch a photo on the fly.

In Figure 3, you see the sad result: a South African woman, after planning for years to visit Stonehenge, managed to take bad, blurry photos by holding a camera at arm’s-length. She was joined by dozens of other tourists doing the same thing with mobile phones.

Some camera manufacturers have stopped in-



**Figure 3:** While most of the crowd listens to an audio broadcast on a handset, one woman (far right) tries to both listen to the handset and take an arm’s-length photo of Stonehenge. Fortunately, at least Stonehenge wasn’t moving, though it appeared to be in the photos.

cluding a viewfinder in smaller cameras, making sharp, steady photos very difficult. Casio, with their EX-S500, addressed this problem by building electronic image stabilization into the camera. This works surprisingly well; in Figure 4, you can see a crowd cheering on the University of Maryland Lady Terps basketball team, and the image is sharp and crisp. Photos taken at the same event with a Canon Digital Elph look more like very colorful abstract art.



**Figure 4:** This photo, taken at a University of Maryland Lady Terps basketball game, used the Casio EX-S500’s built-in image stabilization. The shot was taken at 1/80<sup>th</sup> of a second, without flash; quite a feat for a pocket camera.

### Opportunistic photography

Because of their small size, you can take a pocket digital camera anywhere, and take photos when you probably weren’t expecting photo opportunities. In Figure 5, you can see a building

by a really, really large great white shark. You just don’t see



**Figure 5:** Discovery Channel decided to decorate their headquarters in Silver Spring, Maryland, with the head, fins and tail (honest, the tail is out of sight at the other end of the building) of a great white shark. Thanks to a pocket camera, this unusual sight was captured on digital film, and sent to incredulous coworkers and relatives. Attempts to get people to call the shark “Sherman” were, alas, less successful.

this kind of event every day. Without a camera, friends and relatives must rely on a thousand words or more of description.

In addition to shark-eating buildings, pocket digital cameras come in handy for car accidents, interesting weather patterns, strange signs posted by even stranger people, interesting attire, and countless other oddities of daily living. Unlike the days of the Kodak Brownie, the results are also available instantly, ready for posting to a Web page, pasting in a PowerPoint or Keynote slide, or E-mailing to hapless victims.

What do you need in a pocket camera?

- Make sure the controls fit your hands. There is such a thing as “too small;”
- If you are nearsighted or farsighted, see if the viewfinder has a diopter adjustment; with luck, you’ll be able to use the camera with or without glasses;
- Megapixels are important; get at least a five-megapixel camera;
- Digital film is important, too, and cheap; get at least a gigabyte flash card or, if it is cheaper, two 512 MB flash cards;
- Don’t worry about having dozens of different “scene modes;” most people never remember how to set them, anyway;
- Don’t bother with black and white or sepia modes, either; you can do this after the fact with Photoshop, Photo Elements, or iPhoto, whereas it is impossible to add back color that was never there;
- Don’t worry about flash. Yes, there are times when flash comes in handy but, generally speaking, flash photos look bad unless you’ve spent countless hours perfecting your technique;
- Look for a camera with a metal body. Not metal-colored plastic, but real metal.

Once you get your camera, practice, practice, practice. Practice taking photos indoors, without flash. Practice taking photos outside, of both objects near and far, and of moving and still objects. Practice copying these photos into your computer and looking at them on that big, bright beautiful screen.

Don’t do what a friend did. She spent months agonizing over a camera, and finally selected a Canon PowerShot Digital Elph SD-700, a superb camera. She practiced taking photos, but never bothered transferring them to her

computer, relying on the tiny screen on the back to make judgments on her work.

Then, after saving for several years, she took the camera on a long trip to England. Despite my fear that she would run out of storage (she only took a single 512 MB flash card), she bragged that she spent two weeks taking photos and never filled up the card.

When she returned, she found out why: all the photos were tiny, 640 x 480 pixels. Because she’d never viewed them on her computer, she’d purchased a six-megapixel camera, capable of 2,816 x 2,112 pixel photos, and managed to shoot everything at the lowest possible resolution. Needless to say, she was bummed.

Get a camera you can take anywhere. Take lots of photos. With a little practice, you’ll surprise yourself.

## Good News and Bad News, then Good News Again

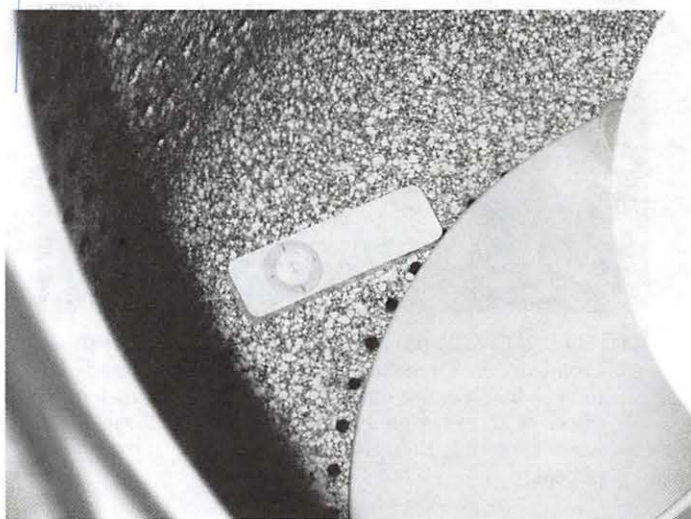
By Bob Jarecke

I was recently traveling solo and on my daily check-in on the phone with my wife, she updated me on things happening around the home. Our feline pet was doing fine and he was going about his routine. The weather was scorching. No new bills in the mail... the usual stuff (for us).

Bonnie also mentioned she had washed the bedding and there would be nice clean sheets waiting for me when I got home. Mmm, clean sheets; I could almost smell the freshness. Nice! Then she said there was a little problem associated with doing this load of laundry. Oh no, the water hose broke, I thought. She went on to explain that she shook the sheets out as usual, washed them, and when removing them spied something in the bottom of the tub. A little white object the size of a pack of gum...

You may have guessed it, my iPod shuffle had taken a hot, soapy bath!

I sometimes plug into the shuffle before dozing off,



lulling myself to sleep listening to a recent musical purchase or a playlist of favorites. She is aware I leave things lying around and this includes in the bed, so she thoroughly shakes out the sheets. But this time the little bugger was apparently well entrenched and it got a good cleaning — not that it needed it.

Well, I assured her it was okay and was thankful it wasn't something of greater value like my 5th generation iPod video. I mentally wrote off the \$99 cost and figured I could get another at a reduced rate, if I really could put it to good use. In the meantime, I told her just to set it aside and I would deal with it when I got home in a couple of days.

How do you dry out an iPod shuffle? I didn't find that on the Apple Discussion boards nor the TCS...

On my return, after a couple of days of getting caught up, I looked the shuffle over. Hmm, no signs of damage or water dripping out of the USB plug. Shake, shake, no sloshing sounds either (as if there would be any). Let me just try the switch on the back and see if the Green

light comes on...

Wow, it did and there were no sounds of crackling, or smoke coming from the little music player. I showed Bonnie to let her know there was some life in it, but I thought to myself, no way would it actually play. Come on: sloshed around by plastic blades in a tub of water for at least fifteen minutes; this baby is fried.

I chose to let it "dry out" a couple more days and then took it along on a road trip, just to confirm it was dead. South of town on I-95 heading for Charlottesville, I plugged in the earphones, gritted my teeth and clicked it on. Two clicks on the play button and there was *Santana* loud and clear! It can't last, I thought, and waited for it to go dead. One and a half hours later, I switched it off. The little iPod "shuffle that could" was back on line. So who needs to buy one of those waterproof protector thingies, anyway?

Warning: PLEASE, don't try this at home! If you do, your mileage may vary...

## Where (Most) Everyone Lives

By Bob Jarecke


WAP members' home locations were recently plotted to help us get a better idea of where our members reside. The plotting can help us locate concentrations of members, which will be useful in determining future meeting locations. We will be looking for a new location in January 2007 after our agreement with Microsoft in Reston expires.

The map was built using a tab-delimited file exported from FileMaker Pro 7 into a Microsoft Excel spreadsheet. Addresses from outlying states were stripped from the spreadsheet, leaving approximately one thousand addresses to be converted to geographic coordinates. A Web site was used for converting the addresses to geographic coordinates: <http://www.gpsvisualizer.com/>. About twenty-five addresses, mainly Post Office boxes, did not convert.

With the address conversion complete, the GPS Visualizer Web page offered links to several map-drawing pages. Google Maps was used. There is small box for pasting in multiple coordinates. The mapping results took well over a minute to calculate, and were then displayed in the normal Google Map format. The map was magnified in order to better separate the red push pin designators of each address, but this resulted in a display that cut out too many locations. To work around this, the overall map was captured by moving the map to the four corners of the selected region and taking a screen shot of the area displayed. Using this method, an estimated forty-to-fifty nearby locations were cropped out. The final map was pieced together using PhotoShop Elements 3.

Credits: A posting by Blake Lange on the TCS inspired the project. He also provided the link to the Web

page for the conversion process. After a long period of inaction, Dick Rucker revived interest in the undertaking and reenergized the principal players to take a second look at the task. Greg Bartolett, using the membership database built in FileMaker Pro 7, created the export file script that produced the required tab delimited file. With these ingredients, Bob Jarecke stayed up late and put the pieces together. A fun project!



Mmmm, let's see, where do I live now? Demographic location map of most of the WAP membership. Demographics plotted using the membership database, Excel spreadsheet, a Web site for converting Zip codes to geographical coordinates and Google Maps.

# Tips, Tricks, and Tools

## Where's My Stuff? Visualizing what you have with GrandPerspective and Disk Inventory X

© 2006 Lawrence I. Charters

People lose things on their hard drives all the time. They write a quick letter to the editor, save their masterful work of art, quit the word processor – and have no idea where the letter was saved. Or they transfer dozens of photos from their digital camera – and can't find where the photos were stored. Or they simply have no idea what is consuming all the space on their hard drive. A week ago it seemed like they had billions of bytes of space; today their Mac claims there is no room at the inn.

The Finder in Mac OS X provides many different ways to view information. You can look at a Finder window by icon, or alphabetically, chronologically, by size, by type of document, by label, by version, or by comments. You can view thumbnails of photos and other graphics, in different sizes. You can even play sound files and video

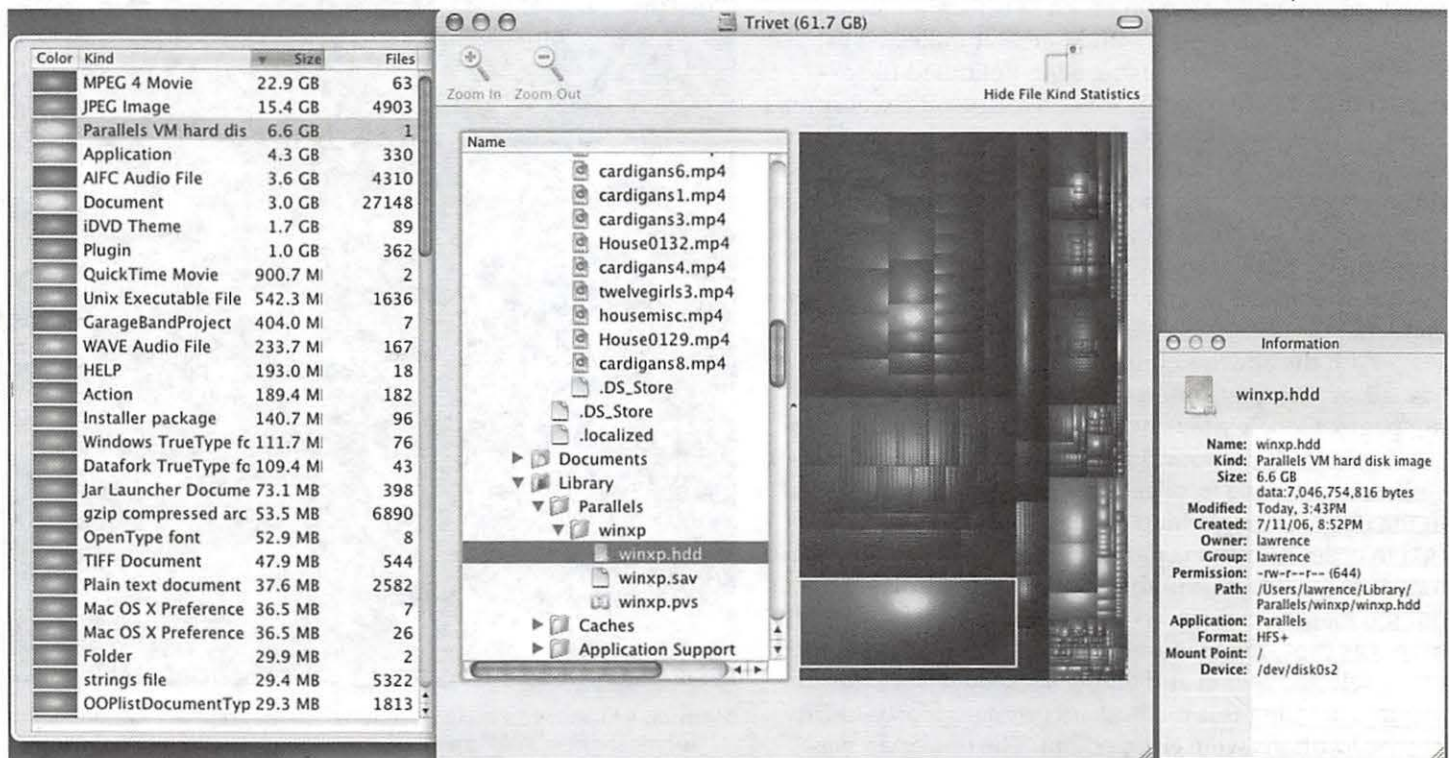
clips, right in the Finder. And Finder views are customizable; you can add or hide information to suit your taste. Yet people still lose information.

### Treemaps

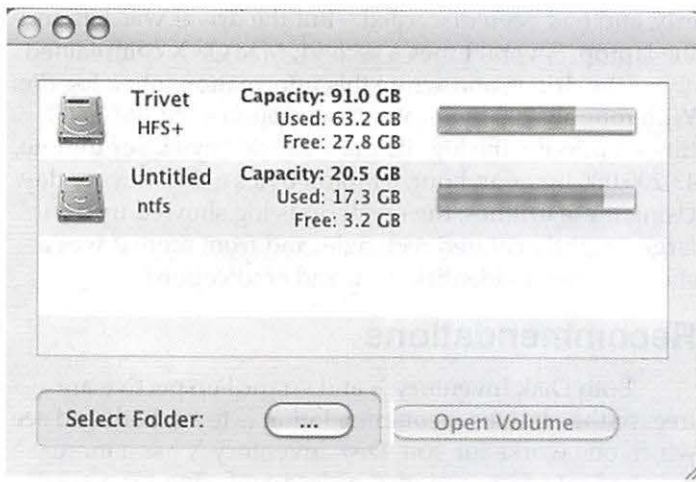
Professor Ben Sneiderman, a University of Maryland computer science, has been studying the visualization of information for decades. Most of his work is devoted to more complex sets of data than the stuff found on your average personal computer, but 1990 he explored this area, too, and developed what he called "treemaps." He was "obsessed" with the idea of finding out what was on his lab's massive (for 1990) 80 megabyte hard disk, and wrote a tool for the Macintosh that produced color maps of the drive usage, with larger files occupying larger blocks of color. This idea turned out to have ready application to other problems, ranging from stock market valuation to the productivity of professional athletes, but in this article we'll focus on space utilization on your Mac.

### Disk Inventory X

Disk Inventory X, first released in March 2004, was Tjark Derlien's interpretation of Sneiderman's treemap visualization, updated by a decade and a half and brought to Mac OS X. Revised several times since then, Disk Inven-



**Figure 2:** Disk Inventory X is displaying a graphical map of a Mac volume in the center, and the largest block is highlighted. The Finder-like listing shows this is winxp.hdd, and the left-hand key shows this is a Parallels VM hard disk. A floating information window on the right gives detailed information on the block.



**Figure 1:** the opening view of Disk Inventory X, showing a Macintosh volume named Trivet and a Windows-formatted volume, for use with Boot Camp and Mac OS X.

tory X, now up to version 1.0, shows the size of files and folders using a mixture of rectangles, with the sizes relative to the size of the original files or folders, and colored by file type. The opening view gives a graphical look at all mounted volumes, complete with a thermometer-style indication of the total amount of storage space and the amount of space used (see Figure 1).

Select a volume (or a folder) and Disk Inventory X builds a richly detailed map of the object. Click on a block, and a hierarchical view points to the object using a traditional Finder-style perspective, a color key indicates the type of file and how many files of that type are available, and an information window pops up giving details on the file type, size, date of creation and modification, read-write permissions and other useful details. In our example (Figure 2), the virtual hard disk used by Windows XP (running under Parallels) is highlighted. From the left-hand pane, you can see that this volume has a large collection of video ripped from (my own) DVDs. Vast amounts of space could be cleared on the drive by getting rid of 22.9 gigabytes of videos, or 15.4 gigabytes of photos, or Windows XP... The window also shows that 404 megabytes are used by GarageBand, which is enlightening; GarageBand has never been used on this machine.

Play with the menus and you'll discover you can "zoom in" or out of folders, delving deeper and deeper into your hard drive. You can also turn information on and off, either to get rid of screen clutter or to devote more room to what you are doing. You can resize windows by simply dragging them, allowing you to, for example, take a closer look at clusters of information.

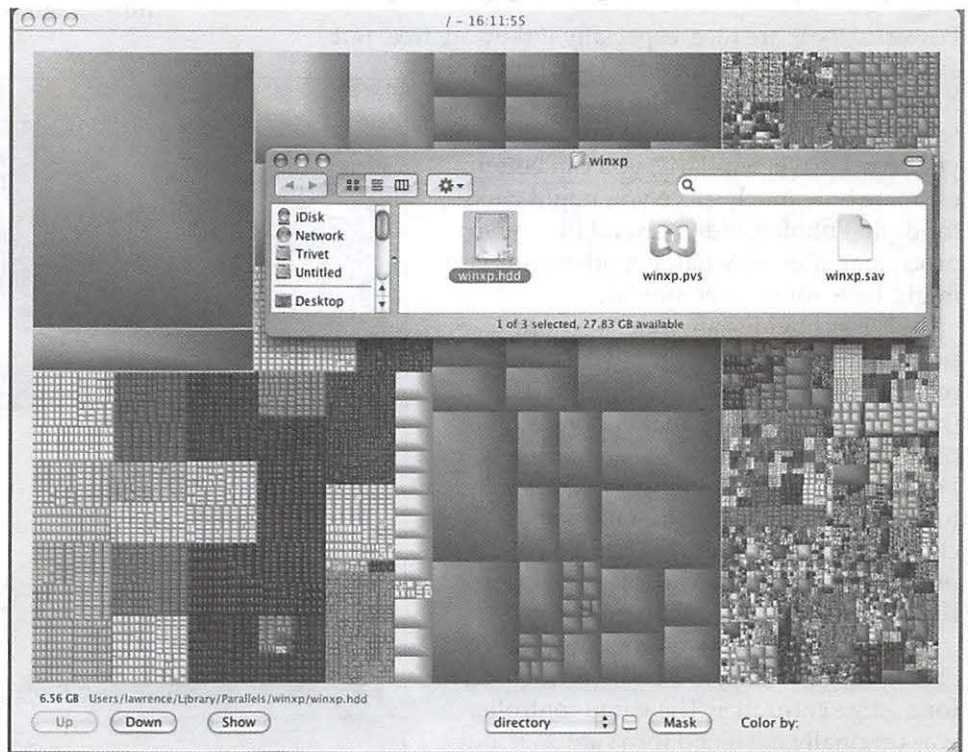
Disk Inventory X has a simple, easy to use interface, excellent help available through the Help menu, and an excellent price: free. The Web site even has a link to a one-minute combination review and how-to on Disk Inventory X, and you can grab the source code, too, if you wish.

## GrandPerspective


At first glance, GrandPerspective 0.95 is very similar to Disk Inventory X. Written by Erin Bonsma, it also maps out the contents of a disk drive through rectangles, with the rectangles colored according to file type and sized according to how much space they occupy. Like Disk Inventory, GrandPerspective is also free, and you can grab the source code and roll your own if you are so inclined.

In some respects, it isn't as polished; for example, if you ask for help from the Help menu, you're informed that no help is available. On the other hand, the Web site links to GrandPerspective on-line forums and there is a GrandPerspective mailing list. In all honesty, you really don't need support; just press buttons and see what happens.

After launching GrandPerspective, you are asked to pick a target volume, and the application then builds a graphical map of your drive. In Figure 3, we've created a map of the same drive used previously, and then clicked on the largest block in the map, the virtual hard disk used by Windows XP. At the bottom of the window (probably invisible by the time this makes it to print) there is a line that notes the block occupies 6.56 gigabytes of space, and even shows the path: Users/lawrence/Library/Parallels/winxp.hdd. By pressing the Show button at the bot-



**Figure 3:** A GrandPerspective graphical map of the same Mac volume shown previously, with the largest block of information highlighted. Along the bottom of the screen (probably all but invisible) the size and path of the file are shown, and a Finder window, triggered through the Show button, shows the file in icon view.



**Figure 4:** GrandPerspective has a number of options for viewing the graphical map, including by depth, directory (the default), extension, name and top-level directory. "Nothing" shows the map without any color coding.

tom, a Finder window has opened the actual file.

A pop-up menu (Figure 4) allows you to see the same information by depth (how far down it is buried), by directory (the default), by extension (file type), by name, by nothing (everything has the same color) and by top-level directory. Flipping back and forth through the options gives you outstanding flexibility in seeing the same information through different, ahem, perspectives, which is probably where Bonsma got the idea for the name of the program.

One recent addition, Mask, allows you to get rid of information. In Figure 5, everything but huge files (larger than 100 megabytes) have been masked out. You can combine different rule sets to show only music files, or only large music files, or medium video files, or only word processing files, or whatever combination you care to specify.

## OK, and now what?

Powerful tools are nice, especially if they are free. But exactly what can you do with Disk Inventory X or GrandPerspective? The obvious answer: find out what is taking up so much space on your hard drive. Similarly, you can better estimate how much space you might need for digital photos, video, sound files, word processing files, or whatever other uses you might have for your computer.

A less obvious answer: diagnose problems. In a recent example, a Pi member reported on our on-line forums, the TCS (<http://tcs.wap.org/>), that billions of bytes of hard drive space were disappearing on his laptop, and he didn't know why. He archived to CD-ROM everything that needed archiving, got rid of files that had no particular purpose, and yet his available space seemed to be shrinking, rather than growing.

By using these two programs, he was able to find the culprit: a badly written driver for a game controller. The game controller was originally designed for Windows, and a driver had been hurriedly (and inexpertly) written for Mac OS X. Even with the driver installed, the controller didn't work prop-

erly, and had been discarded – but the driver was left on the laptop. Several times a second, Mac OS X complained about the driver, and wrote this information into a log file. With roughly 200 bytes of text written to a log file 3,600 times a minute, the log file grew 720,000 bytes per minute, 43,200,000 bytes an hour, a billion bytes a day...every day. Using these utilities, the mysterious log showed up as a large, brightly colored rectangle, and from there it was a short journey to identification and eradication.

## Recommendations

Both Disk Inventory X and GrandPerspective are free, so the obvious recommendation is to try both and see which one works for you. Disk Inventory X has a more polished interface, and may be less confusing for novices. GrandPerspective has some unique options that might make it more attractive to more knowledgeable users. They are both gems.

## References

Treemaps for space-constrained visualization of hierarchies:

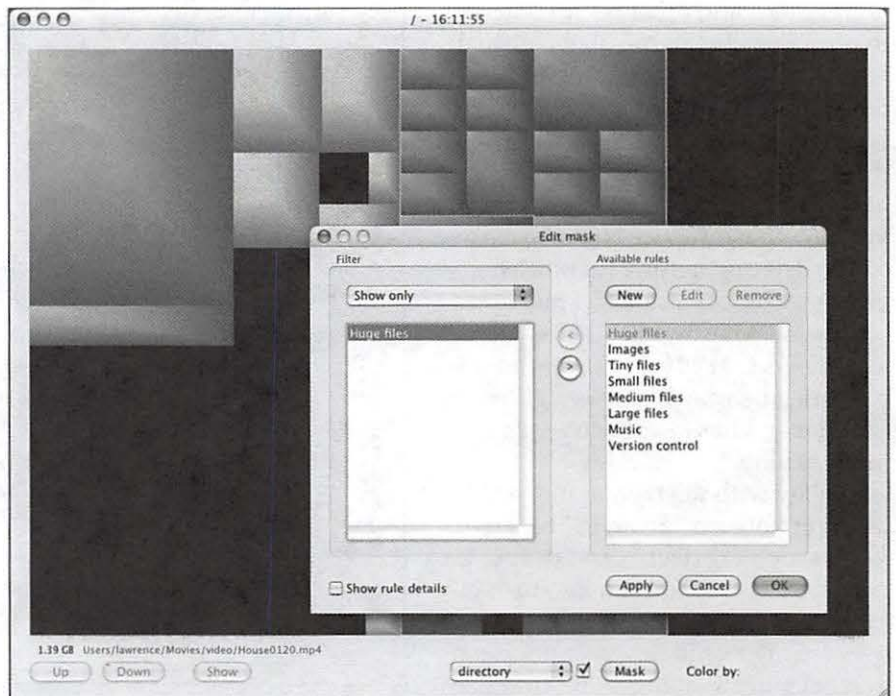
<http://www.cs.umd.edu/hcil/treemap-history/index.shtml>

GrandPerspective:

<http://grandperspectiv.sourceforge.net/>

Disk Inventory X:

<http://www.derlien.com/index.html>



**Figure 5:** A GrandPerspective mask is used to hide everything but the largest files on the volume. Masks can be combined, and new masks created, allowing for very fine-combed sleuthing.

# Where's My Stuff: A text alternative

Since your Mac stores things as simple ones and zeros, the obsessively technically inclined might decry that a visualization of binary data is too abstract. To get a more realistic representation, you should be looking at things with the Terminal, unfiltered by the Mac's nifty GUI interface.

So how do you do this? Fire up Terminal (in the Utilities folder) and type:

```
du -ak
```

and you should get a text listing of everything in your home folder, shown in kilobytes, scrolling by too fast to read.

**Warning:** this could take awhile, if you have a lot of stuff. To stop the listing, hold down the Apple/cloverleaf key and press the C key. A partial listing will look something like this:

```
88 ./Applications/Stickies.app/Contents/MacOS
4 ./Applications/Stickies.app/Contents/PkgInfo
4 ./Applications/Stickies.app/Contents/Resources/da.lproj/InfoPlist.strings
8 ./Applications/Stickies.app/Contents/Resources/da.lproj/Localizable.strings
20 ./Applications/Stickies.app/Contents/Resources/da.lproj/MainMenu.nib/objects.nib
20 ./Applications/Stickies.app/Contents/Resources/da.lproj/MainMenu.nib
4 ./Applications/Stickies.app/Contents/Resources/da.lproj/ServicesMenu.strings
4 ./Applications/Stickies.app/Contents/Resources/da.lproj/StickiesDefaultDatabase
8 ./Applications/Stickies.app/Contents/Resources/da.lproj/StickiesDocument.nib/
keyedobjects.nib
8 ./Applications/Stickies.app/Contents/Resources/da.lproj/StickiesDocument.nib
20 ./Applications/Stickies.app/Contents/Resources/da.lproj/StickiesHelp/gfx/ax_stk.jpg
```

To get a listing of literally everything on your computer, and save the result to a text file type in the following two commands:

```
cd /
```

```
sudo du -ak > files.txt
```

What this does:

- `cd /` tells your Mac to move out of your Home directory to the root directory;
- `sudo` invokes "super user" mode; after typing this line of text, you'll be prompted for your name and password;
- `>` is a directive to "pipe" the result to a file called `files.txt` instead of display the result on the screen.

Again, depending on how much stuff is on your computer, this could take a while. The end result will probably be a very, very long text file with a listing of, literally, every single file on every currently mounted volume. On my system, I ended up with a text file 155 megabytes long, with 1,528,422 lines of information, with one file or directory per line.

For most people, GrandPerspective or Disk Inventory X are far more practical, and cost just as much: nothing.

# General Meeting Reports

## June 2006 General Meeting Report

By Bob Jarecke, WAP President

### Mac Lessons and iRemember

The Pi held its monthly general meeting on Saturday, June 24, 2006 at our regular Reston, Virginia location. The Microsoft Innovation & Technology Center again provided superb facilities for our program. The meeting was not very well attended but, nonetheless, the agenda proved to be educational and entertaining for those attending. Three training sessions started the event, and they were followed by a presentation of the iRemember application from Doug Troxell of Intriguing Development, Inc. We ended with the usual giveaway session and some socializing at lunch.

### Training Lessons Multiplied by Three

Pat Fauquet, Tom Berens and Bob Jarecke each hosted a training session during the first portion of the meeting. These sessions lasted for an hour and then we broke to remove the room separators so we could host the featured presentation to the whole room.

Pat talked about common Mac problems, focusing on those connected to having too little RAM and not enough hard drive space. You can go to her Blog page at <http://web.mac.com/patf> for notes from her presentation: look under Solving Common Mac Problems -



Bon Jarecke in a relaxed moment during the June training session

"My computer freezes all the time." In the meantime, Tom was doing his presentation on the ins and outs of creating a video presentation with an example production for his college reunion. The

demonstration combined a montage of old photos with snippets of music from that era. Bob, with his sidekick Dick Rucker, went over the usual topic of "Logging onto the TCS." Perhaps due to it being the third iteration of this session, the crowd thinned down to just a couple of members, but the topic generated plenty to talk about and the group filled its time productively.

### iRemember - Digital Scrapbooking with Style



Doug Troxell of MacScrapbook.com presented iRemember, a digital scrapbooking package, at the June General Meeting.

Doug Troxell gave a very informative presentation about his company's flagship application, iRemember. He demonstrated its superior capabilities and ease of use. He showed how, within minutes, you can take common pieces of memorabilia and build an impressive looking scrapbook page. I found it interesting how you can use a scanned image of a fabric swatch as the background for

the scrapbook page; it looks like the real thing. Overall, I was impressed with the program's user-friendliness and final product. iRemember could quickly find considerable use if someone is interested in turning their shoeboxes full of pictures and more into a beautiful book of memories to be displayed.

Doug proved to be a good presenter. He did a great job demonstrating his product and answering the many questions asked by the crowd. He finished his presentation by offering up a copy of iRemember as one of the two drawing prizes.


### Prize Winnings with a Twist!

At the close of the presentation, the Pi President hosted the prize giveaways. Dick Nugent, who has developed a



clever FileMaker 7 program that is used to log in all members in attendance, came forward. His program can also randomly selected the day's prizewinners from the meeting list. Bud Uyeda was the lucky winner of the digital scrapbooking program, iRemember.

The second prize was a copy of Robin Williams' *Mac OS X Book*, Panther edition. When the first name was drawn, the winner confessed they already had Mac OS X Tiger and graciously declined the prize, so we drew again. The same thing happened with the subsequent winner, so Bob Jarecke queried the audience for any Panther users. Two hands came up and we were just about to flip a coin when Bob brought up the fact that one of the potential winners was one of our newest and youngest members. He pointed out that Michael Tran, who is only fourteen, was fast becoming a Mac enthusiast - something Bob had learned when he talked with Michael's father earlier. Bob asked the other member in contention for the prize if he would defer, and in another nice gesture he immediately agreed. Michael was handed the book and welcomed into the club with a round of applause.



New Pi member Michael Tran with a copy of *Mac OS X: The Missing Manual* that he won at the June General Meeting.

With the meeting ending on a high note, we took the short walk into Reston Town Center for lunch. While at Panera Bread Company, we continued our socializing and discussed more Mac and Pi matters - what else?

## 2006 Annual Pi Picnic

By Gene Hadden

The third annual Washington Apple Pi Picnic was held on Saturday, July 15 at the home of Pat and Ron Fauquet in Fairfax Station, Virginia. About 40 people showed up thanks to lots of advance reminders and some very accurate driving directions. There were many familiar faces and several newcomers, along with at least two non-member guests added to the mix.

The Pi provided hot dogs, hamburgers and drinks, while most of those attending provided a side dish or a dessert to share. There was plenty of food to go around and many delicious choices. Ron was chef superb, cooking at his large gas grill out on the deck. Some of the crowd



Ron Fauquet barbecues hamburgers at the July Pi Picnic. gathered out there to watch, chat and eat. Pat was well prepared for the day by setting up several large tables inside their home where picnickers could escape the heat. The wonderful open floor plan of the house made it easy for people to wander around and visit.

The guest of honor was Bob LeVitus, a.k.a. Dr. Mac.



The crowd moved inside at the July 2006 Pi Picnic to hear guest Bob "Dr. Mac" LeVitus speak.

He is relaxed and fun to be around. After lunch he gave an informal presentation on *Being a Power User with OS X* and answered lots of questions. The raffle prizes were three copies of Bob's book, *Mac OS X Tiger for Dummies*. With the help of the Fauquet granddaughters (Katie, Hannah and Courtney) who picked the random winning numbers, Nancy Little, Helen Barsalou and Gordon Nord walked away with a book each. As a bonus, they had their new books autographed by Dr. Mac. A fourth door prize was a license key to WebnoteHappy, which is a Web page bookmark manager. It is the creation of one of the Pi's programming gurus, Luis de la Rosa, and Graham Young was the lucky recipient of this nice software prize.

Dr. Mac left for a scheduled stop at the Tyson's Corner Apple Store for a Garage Band demonstration. Some of the picnickers followed him there and then went on to

# Club Business

## Treasurer's Report for FY 2006

By Dick Rucker

In June, the Pi closed the books on fiscal year 2006 (ending May 31, 2006) and opened the books for FY07. The Pi's new accounting system, based on AccountEdge, Network Edition (AE) from MYOB, has now been in use for a year and is working well. See the sidebar story for more on the Pi's acquisition of AE.

The Pi remained solvent with an income totaling \$82,000 and expenses totaling \$76,000, leaving a net gain of almost \$6,000, or 7% of total income. Memberships, new and renewed, accounted for 67% of income. The Pi's Explorer service subscribers and multiple mailbox customers accounted for 16% of income, the Tuesday Night Clinic accounted for 6%, and CD sales accounted for 5%.

The continuing decline in membership necessitated additional cost-saving measures during FY06. The two most significant measures were (1) reducing office space from 2,000 sq. ft. to 1,300 sq. ft. and thus lowering the Pi's monthly office rent from \$3,520 to \$2,000 starting October 1, 2005; and (2) all bookkeeping tasks, including the preparation of tax returns, are now done by volunteers, currently Brent Malcolm and Dick Rucker. This reduced the Pi's accounting costs from \$3,900 the previous year to \$25 for FY06.

Primarily through the efforts of Bob Jarecke, the Pi now has an attractive and customer-friendly online store at <http://store.wap.org/>. All credit/debit card transactions are now handled via a new merchant services account the Pi has established with PayPal, and all income received via this store front is held by a bank associated with PayPal in the Pi's interest-bearing account.

Among the gains from this move were (1) easily accessible and more responsive member and customer services; (2) the elimination of the too-frequent errors that occur when order forms are filled out by hand and later processed by hand; (3) the elimination of the penalties that resulted when the Pi supplied incomplete credit information to the bank backing a customer's credit card; and (4) obtaining a much higher interest rate on all money held in the new merchant services account.

In closing, I want to thank Brent Malcolm for responding last fall to my appeal, made on the TCS, for help with the bookkeeping tasks. He has been great to work with. When you have a chance, let him know you appreciate what he's doing for the Pi.

Your comments, questions, and suggestions are welcome. Either post them on the TCS for all members to read or send them directly to me at: [treasurer@wap.org](mailto:treasurer@wap.org).

Dick Rucker,  
Treasurer



Bob LeVitus, "Dr. Mac," autographs one of his books at the July Pi Picnic dinner with Bob, Pat and Ron at Legal Seafood. It was a wonderful day full of fun, education and friendship.

# Managing Editor Vacancy for the Pi Journal

by Bob Jarecke

After two years as managing editor of the Washington Apple Pi Journal, John Barnes has decided to step aside. The September/October issue will be the last one that John will lay out and shepherd through the printing process. This decision was made to give John some time to pursue other interests. The result could be a chance to put a fresh vision into the design and content of the Pi's noteworthy publication.

John is not going to leave us high and dry. He is quite willing to provide generous mentoring and tutoring during the transition period; however, the sooner someone can take up the reins, the better. John's moving the workflow from one based in Pagemaker to one laid out in Adobe Creative Suite 2 has been a major achievement and it now allows us to maintain a very high standard of quality in our Journal. As a testament to how well the process is working, magazine proofs from the printer have gone for four months straight without requiring any corrections due to layout errors.

I would like to personally offer my thanks and gratitude to John for all he has done in preparing our flagship publication for printing. As you may recall, prior to John's term as managing editor, we paid handsomely for the same service and his volunteer effort has contributed greatly in helping keep us operating in the black these past few years.

With John's announcement to vacate this position, I am officially calling for all members who are experienced in publication design and layout to come forward. The person(s) who takes up this challenge will find the experience very challenging and rewarding. The position provides many opportunities for interacting with a wide spectrum of Pi members to produce a product that serves the Pi membership very well.

## Highlights of WAP Board of Directors Meetings - June 14, and July 12, 2006

### Meeting of June 14 – 7:30 PM

**Board members present:** Bob Jarecke (Chair), Jonathan Bernstein, Tom Carlson, Cynthia Cole, Pat Fauquet, Steven Lipson, Brent Malcolm, Gordon Nord, Gabriel Roth, Dick Rucker.

**Board members absent:** William Bailey, Dale Granata, Stefan Shrier

**Others present:** Dick Sanderson (Office manager),

September/October 2006

Travis Good.

**Election Committee Report:** The report on the 2006 election results, signed by John Barnes and Gene Haddon, was accepted, with thanks to its authors for their valuable work. The report showed that the following individuals were elected to serve on the Washington Apple Pi Board of Directors for terms running from June of 2006 to June of 2009:

Gordon Nord  
Jonathan Bernstein  
Steven Lipson  
Dale Granata

**Election of Board officers:** The following officers were then elected:

President: Bob Jarecke  
Treasurer: Dick Rucker  
Membership Vice-President: Gordon Nord  
Programs Vice-President: Pat Fauquet  
Publicity Vice-President: Tom Carlson  
Volunteer Services Vice-President: Steven Lipson  
Board Secretary: Gabriel Roth

**President's comments.** Bob Jarecke thanked the members for their confidence in him, and welcomed the new board members. He said that he saw the principal long-term term issue facing the group as the need to increase the membership. Short-term issues were mainly related to running a voluntary group effectively without paid staff.

The new board then decided:

a) That official records of Board activities would be posted, and permanently retained, on the TCS, but that other communications between Board members would continue by E-mail.

b) That "WAP," not "WAPi," would be used in future as the Group's acronym.

**Treasurer's report:** Dick Rucker presented the Treasurer's report for the year ending May 31, 2006. It showed that the WAP's finances were generally in good shape, with income for the year exceeding expenditures, and assets at the end of the year exceeding liabilities. [Editor: Add "See Dick Rucker's report on page --" ??]

**Volunteer projects:** Board members identified the following activities for which volunteers could be particularly helpful:

- Help build the monthly WAP CD;
- Help the Treasurer;
- Review the WAP web site (not the TCS) and identify updating requirements;
- In particular, check the links shown on the web site;
- Meet Mac-oriented visitors;
- Call members to update e-mail addresses;
- Call living ex-members to find out why they quit;
- Call new members to find out why they joined;
- Call members to find out why the TCS is not used more.

**Programs:** Pat reminded the Board of the following upcoming events:

Washington Apple Pi Journal 17

June 24 - General Meeting: Doug Troxell presenting iRemember

July 15 - Pi Annual picnic

Publicity: Tom Carlson reported that the June general meeting press release was not out yet, and that it would be out on the following weekend. The July 15 picnic meeting (replacing the July general meeting) press release would follow it shortly. Because of the informal nature of the picnic, it was decided not to announce it as replacing a general meeting. It was decided to seek responses on picnic participation by July 8, to allow the purchase of picnic food in good time.

Telephone lines: WAP was paying maintenance fees for four phone lines under a contract with Avaya. The BoD had previously discussed this but wanted the views of those directly involved, especially those running the TCS. It was decided that Brent Malcolm, who is coordinating this effort, would consult Jon Thomason, Lorin and other phone users before sending out a termination letter.

## Meeting of July 12, 2006 – 7:30 PM

Board members present: Bob Jarecke (Chair), Jonathan Bernstein, Tom Carlson, Cynthia Cole, Pat Fauquet (by iChat connection), Steven Lipson, Brent Malcolm, Gordon Nord, Gabriel Roth, Dick Rucker.

Others present: Dick Sanderson (Office manager); Jon Thomason (TCS).

Board members absent: William Bailey, Dale Granata, Stefan Shrier.

VP Programs Report. Pat reported on the arrangements for the July 15 picnic, and for the planned presentations by Bob LeVitus at the picnic and at the Tyson's Corner Apple Store on July 14 and 15. She said the August General Meeting is to be about making photo memory projects, to be presented by Steve Lemon, and that arrangements for September, October and November, which included a meeting featuring Parallels, were in hand. She reminded the board that Pi's CD duplication machine has failed and should probably be replaced. She recommended replacing it with the medium capacity, heavy duty Bravo model from Primera which can copy both CDs and DVDs.

Report from the TCS. Jon Thomason updated the Board on news from the TCS, and on the efforts being made to use LDAP and "Issue Keeper" to simplify and unify the electronic filing systems currently being used. He said that Greg Bartoletti was responsible for maintaining the Pi membership base.

President's comments. Bob Jarecke noted that five new members had signed up electronically in July, and wondered if this was due to the ease of using the Pi electronic systems in place. He asked whether the Pi's voting server could be used to conduct surveys to ascertain members' views; to increase TCS participation; and to generate fun activities.

Treasurer's report: Dick Rucker presented a report "Comparison of the Pi's year-end reports: 31 May 06 vs. 31 May 05." It showed that the 37 per cent drop in expenditure from '05 to '06 turned the annual earnings from deficit to surplus, despite a worrying 16 per cent drop in income. With regard to the Pi's "passive investment account" with Bank of America, Dick noted that he is still pursuing the question of what 'tax-deferred income' can legitimately be spent on. Jon Bernstein offered to help answer the question. Brent Malcolm volunteered to search for a better rate than the one currently being earned by that account.

Volunteer VP's report: Steve Lipson presented a report about helping to match volunteers to activities. It was decided to defer discussion so that members could study it. Suggestions from volunteer Cheryl Lavoie were received with thanks.

Membership: Gordon suggested that WAP "calling cards" be made more widely available to publicize membership. This was agreed. Dick Sanderson then presented a box-full for distribution among those present.

Publicity VP's report: Tom Carlson presented a PowerPoint-style proposal for a digital photo contest. Board members were in favor of having this idea developed and suggested that Tom circulate it to Pi staff and to Hal for the Graphics Arts SIG. Board members said that such a contest could be a fun and rewarding experience for those taking part. Speakers emphasized the need for committed project leadership to be in place if the competition is to go forward.

Telephone lines: Brent reported that the TCS experts said only two lines were needed. It was agreed that Brent should have the phone maintenance contract changed accordingly.

TCS equipment. The TCS needed to update its equipment. Dick Rucker said that \$1,500 could be made available. It was decided to seek approval from the membership.

Pi Typewriter. The Pi typewriter was faulty but the need to have it repaired was questioned. Dick Sanderson said he would ask Nancy Little whether it should be replaced.

Phone response. Brent suggested that the Pi phone system's automated responses be updated and improved. He offered to bring specific proposals.

# Special Interest Groups

## Retired SIG: A Tuneful Review

By Bob Jarecke

The June 22 meeting began on time and we packed the meeting room with fourteen loyal SIG members. Bob opened the event by showing three versions of the iPod and discussing the differences in the five generations of this digital music player. Most of the attendees who owned an iPod brought it with them. We were able to view the differences and some of the accessories and attachments that are also available. Those attendees that didn't have iPods watched with keen interest. The presentation about the iPod didn't go too long before its integration with the iTunes application had to be addressed and so we turned to the projector screen to look at the application in action.

As is usually the case, several questions arose during the informal presentation which Bob, and others, did their best to answer. There was plenty of "how to" advice provided regarding iTunes and its operation. We were hampered somewhat by a sketchy, slow Internet signal. (It turned out that a switch needed resetting in the TCS room but, unfortunately, that wasn't discovered until the meeting was over). Nonetheless, we weathered through the problem and everyone came away a little more enlightened about how iPods and iTunes can make the Mac computing experience more fun. [The switch has been replaced. Hurrah! – Ed.]

The meeting was cut off after one and a half hours. In the closing moments, the subject of the next meetings topic arose and the first response was for something on Google Earth. So: next time, we will discuss "All things Google." The meeting will be at the regular date and time — fourth Thursday of the month at 1:00pm.

## July 2006 Graphic Arts SIG: Aperture in Focus

By Hal Cauthen

The Graphic Arts SIG met Saturday, July 8th at Mac Business Solutions. There were more than a dozen in the group with many old friends, several new ones, and some traveling from as far away as Pennsylvania and West Virginia!

After welcoming the early arrivals, I took a moment to demo a brief excerpt from a DVD I'd made from some old home movies (8mm film shot in 1958-1959 when I was in college). It turned out that there was considerable interest in the project, and more than a few questions so, with a little urging, we watched several of the segments. All

admired the color and clarity of the video and the 'sharpness' of the conversion. I mentioned that I had used two different services to do the conversion to digital, and was pleased with the results from both. See contact information below.

Next, we addressed some administrative matters, particularly the need for a volunteer secretary/note taker and someone to manage the GASIG Web page. Although no one volunteered to be secretary, Cheryl Lavoie did offer to serve as our Web manager, and our thanks go to her for this.

Getting on with our program, Apple's *Aperture*, I introduced Kent Stipp of *Mac Business Solutions* who gave us an informative overview of the program. Designed for professionals, *Aperture* features a RAW-focused workflow, letting you import, edit, catalog, organize, retouch, publish and archive your images more efficiently and effectively than before. We learned that *Aperture* supports RAW formats from many leading camera manufactures, and that *Aperture's* color-managed workflow help you create not only prints but also customized contact sheets, even more elegant books than *iPhoto*, as well as Web pages that compliment the images you capture.

## Resources - Film to Video Contacts:

Ralph Morris  
13541 Pt Pleasant Dr.  
Chantilly, VA  
703-631-1687

Transvideo Productions  
919 N. Kenmore Street  
Arlington, VA 22201  
703-525-0297

## Retired SIG: Google Me This...

By Bob Jarecke

Ten faithful followers of the WAP Retired SIG met at the Pi Office on July 27, 2006. The topic for this month's meeting was "All things Google," with a particular focus Google Earth. Nancy Little, who had the lead on the program, was in place and ready at the appointed time of 1:00 o'clock.

With the aid of the overhead projector, Nancy demonstrated the details of using the free, downloadable Google Earth application. She played with the controls and tool bars, responding to the numerous suggestions on where to go and what to do. Google Earth provides maps, directions and visualization of thousands of locations, and we proved it by 'visiting' the Pi office, the Grand Canyon and the Eiffel Tower from an overhead satellite perspective. A good way to plan your next trip would be to scope it out via Google Earth!

Bob pointed out there are a few other Google-related

applications that are useful. One such item demonstrated was the Google Plug-in for Address Book. He also shared with the group an adjunct application named Googalyzer that has its own browser style interface that connects with any number of Google search topics.

As a separate lesson, we learned how to use the Speech command to speak text. One person said they use it to review their documents for typos, explaining that it is easier to hear mistakes than to find them while reading; this is especially true of material we have written ourselves. It was a good suggestion, and was part of a good meeting.

The next meeting's topic was not decided upon, so the agenda still has to be refined. See you in August!

## Resources –

Google Earth:

<http://earth.google.com/>

Google Maps Plug-n for Address Book:

<http://www.briantoth.com/addressbook/>

Googalyzer:

<http://idisk.mac.com/gonfunkt/Public/googalyzer.html>

## Special Interest Groups

Be sure to check the WAP calendar at [calendar.wap.org](http://calendar.wap.org) for meeting locations, times, and dates.

**AOL** - John Barnes (301) 652-0667

**Apple IIGS** - Lorin Evans [lorin.evans@wap.org](mailto:lorin.evans@wap.org)

**Graphic Arts** - [www.wap.org/gasig](http://www.wap.org/gasig)

**iLife** - Vacant

**Mac Programmers** - Aaron Burghart

**Retired Persons** - [www.wap.org/retired](http://www.wap.org/retired)

**Apple ///** - David Ottalini (301) 681-6136, [dave.ottalini@wap.org](mailto:dave.ottalini@wap.org)

## SIGs Needing Fresh Spark Plugs

**AOL, Educators, Excel, Genealogy, QuickTime, Music, iMovie, Teen**

If you have a special interest that would seem to warrant formation of a new SIG please send E-mail to [president@wap.org](mailto:president@wap.org).

# The *Pi* Journal Wants YOU!!

*John Barnes, Managing Editor*

## Learn Desktop Publishing from Soup to Nuts

The *Washington Apple Pi Journal* offers a marvelous opportunity to get acquainted with desktop publishing in depth, but with only modest demands on your time and energy. We use a workflow based on the *Adobe Creative Suite*, which is the gold standard in its field.

We are looking to upgrade the content and appearance of our flagship publications. Participants will create content that they will be proud to add to their portfolios while gaining valuable hands-on experience in a more relaxed environment than one would find at a real-world job site.

Available opportunities include:

**Photo editing** - using image editing tools to convert color modes, crop and scale to size, adjust levels and contrast to achieve pleasing print renderings.

**Wordsmithing** - helping novice authors (aren't we all?) to improve the content, style, and grammar of their written work.

**Publication Design** - working with the editors to improve the appearance and functionality of the magazine.

**Digital Art and Illustration** - create attractive and engaging display ads and decorative design elements to enhance communication.

**Page Layout** - working with the editors to create press-ready documents using best practices as facilitated with the *Adobe Creative Suite*.

**Web Page Publishing** - repurpose Journal content for display on the *Pi*'s web pages

We could have a lot of fun with this if we could get a good group of volunteer workers together. It is always more fun to work as a team. Please send an e-mail to [john.barnes@wap.org](mailto:john.barnes@wap.org) if you are interested.

## Club Notices

### Officers and Board of Directors

President—Bob Jarecke, [president@wap.org](mailto:president@wap.org)  
Secretary—Gabriel Roth, [secretary@wap.org](mailto:secretary@wap.org)  
Treasurer—Dick Rucker, [treasurer@wap.org](mailto:treasurer@wap.org)  
VP Programs—Pat Fauquet, [vpprograms@wap.org](mailto:vpprograms@wap.org)  
VP Volunteer Services—Steve Lipson, [vpvolunteers@wap.org](mailto:vpvolunteers@wap.org)  
VP Publicity—Thomas Carlson, [vppublicity@wap.org](mailto:vppublicity@wap.org)  
VP Membership—Gordon Nord, [vpmembership@wap.org](mailto:vpmembership@wap.org)

### Directors

William (Bill) Bailey, [wbailey3@cox.net](mailto:wbailey3@cox.net)  
Jonathan Bernstein, [jon.bernstein@wap.org](mailto:jon.bernstein@wap.org)  
Cynthia Cole, [cynthia.cole@wap.org](mailto:cynthia.cole@wap.org)  
Dale Granata, [dgranata12@comcast.net](mailto:dgranata12@comcast.net)  
Stefan Shrier, [stefan.shrier@wap.org](mailto:stefan.shrier@wap.org)  
Brent Malcolm, [brent.malcolm@wap.org](mailto:brent.malcolm@wap.org)  
2 Vacant seats (1 term ending 2009, 1 ending 2008)

### Volunteers

Telecommunications Committee Chair — Paul Schlosser, [pauls@wap.org](mailto:pauls@wap.org)  
Webmaster – Lawrence Charters, [webmaster@wap.org](mailto:webmaster@wap.org)  
Mac Editor, *Review Editor* – Lawrence Charters-[maceditor@wap.org](mailto:maceditor@wap.org)  
Tuesday Night Clinic – Jim Ritz, [jim.ritz@wap.org](mailto:jim.ritz@wap.org)  
Calendar Editor – Nancy Seferian, [nancys@wap.org](mailto:nancys@wap.org)

This issue of the *Washington Apple Pi Journal* was created on a dual processor 2 GHz Power Mac G5 with 4.5 GB RAM and two displays. Articles were edited and laid out with Adobe InDesign CS2. The principal typeface is Palatino (10/12) for the articles; and Helvetica Bold for headlines, subheads, and emphasis.

**Cover Design:** The WAP Journal cover design was created by Ann Aiken in collaboration with Nancy Seferian. The Capitol artwork was illustrated by

## Contacting WashingtonApple Pi

Contact: Washington Apple Pi, Ltd., 12022 Parklawn Drive, Rockville, MD 20852. Business Office: (301) 984-0300 [Answering machine]  
Web address: [www.wap.org](http://www.wap.org)  
e-mail address: [office@wap.org](mailto:office@wap.org)

**Office hours:** You should not expect to find anyone at the office except as otherwise noted. Please check the listings for “Volunteer Days” at [calendar.wap.org](http://calendar.wap.org). These sessions are scheduled for several times per month to make best use of limited numbers of volunteer office workers.

**Clinic Night** - Tues. 7-9 pm

**Please leave messages on the answering machine at 301-984-0300.** This is an automated system that allows our volunteers to quickly respond to your needs without having to actually sit in the office.

We will try to put an appropriate message on the answering machine if we have to cancel an activity.

## Copyright Notice

© COPYRIGHT 2006, by WAP, Washington Apple Pi, Ltd. Anyone wishing to reprint material from this publication must first obtain permission. such requests may be sent by e-mail to [maceditor@wap.org](mailto:maceditor@wap.org) or by postal mail to the Pi office care of “WAP Journal Editor.” When reprinting any portion of the contents herein, proper author, title, and publication credits must be given. A copy of the article as printed must be sent to Washington Apple Pi; 12022 Parklawn Drive, Rockville, MD 20852.

Carol O’Connor for One Mile Up, which donated it for use on our cover.

# Tutorials

## Dreamweaver - 2 session series

Instructor: Sheri German

Schedule - TBA - depending on interest

Cost - \$50 per session for Pi members, \$100 for others.

Prerequisite: Intermediate Macintosh skills.

Enrollment - Send e-mail to [sheri.german@verizon.net](mailto:sheri.german@verizon.net)

Session 1 - Long considered the industry standard for visual web page editors, Dreamweaver is a deep, feature-packed program. This class will introduce students to the interface, teach them to define and organize a site, and guide them through the creation of a table-based layout that uses Cascading Style Sheets for all design and presentational elements.

Session 2- This second level course will take students deeper into the productivity features of Dreamweaver, such as templates, libraries, behaviors, assets, snippets, and extensions. We will continue work on our CSS table-based layouts and turn them into templates that will form the basis of a complete site.

A second series of classes may be offered if there is enough demand.

## Preregistration

If you are interested send an e-mail to our tutorials coordinator at [tutorials.wap.org](mailto:tutorials.wap.org) to be placed on the contact list. We will then try to work out a schedule that suits both the students and the instructor.

## Software Clinic

Prerequisites: Pi membership and basic understanding of the web and use of a web browser.

Cost: Free (Donations to the Pi encouraged)

Schedule: By Appointment on Fri, Sat or Sun between 12:30 to 3:30. Call 301 984-0300 or eMail: [softwareclinic@wap.org](mailto:softwareclinic@wap.org).

Instructors: Bob Jarecke and other volunteers

Tutorial Subjects: Trading on eBay, Trading on craigslist, Finder tips and tricks, Using the TCS. Special Training also available for any program you are trying to learn or master (assuming the instructor(s) know how to use the application).

This is an opportunity to bring your Mac to the Pi office for some one-on-one tutorial help.

If your Mac isn't portable, bring the application for loading on a Pi tutorial iMac where it can be used for the lesson. (Unlicensed software will be deleted after the session.)

## Preregistration

If you are interested, have any questions or want to set up a training appointment, send an e-mail to [softwareclinic@wap.org](mailto:softwareclinic@wap.org). Or you can call the Pi Office at 301 984-0300 and please, leave a message. When confirmed and if you are agreeable, a notice will be sent to other interested parties to see if they would like to join in the session.

## Why AccountEdge?

By Dick Rucker

In shopping around for a replacement to the Pi's aging accounting software, I read a review by Jeffery Battersby giving MYOB's AccountEdge (AE) a "four mice" rating in *MacWorld*, May 2004; <http://www.myob.com/us/>. I then discovered an interactive introduction to AE conducted via the Web by Dick Hope of Dick Hope & Associates; <http://www.freshinsight.com/>. I worked through the presentation and was hooked.

I spoke to Dick later about the Pi's situation, and he put me in touch with Todd Salkovitz, the Partner Relations Manager for MYOB in the U.S. Todd, in turn, made a copy of AE, the 2004 edition, available to the Pi at no cost.

I spent the spring of 2005 getting up to speed on AE and the accounting system that our former bookkeeper had been using, as well as browsing textbooks on good accounting practices. June was spent configuring AE version 2004 to support the Pi, and July was spent upgrading to AE version 2005, which solved several problems and made running AE on Mac OS X 10.4 Tiger possible.


In addition, I wrote a user's guide explaining the Pi's accounting practices and how to use AE to implement them. More recently, Brent Malcolm has been writing a new version of the guide, and from what I have seen so far, it looks like an improvement!

After a year's worth of experience using AE, Brent and I are happy with the product and would heartily recommend it to other computer clubs.



# iLife

for Communication Design



## Montgomery College

is pleased to present its newest course for new and professional designers:

## AA112x iLife for Communication Design!

Offered in our state-of-the-art Mac lab at our Rockville campus, this hands-on lecture/lab course is especially crafted to give artists and designers the tips and techniques they need to succeed with today's digital hub:

## Apple's iLife suite!

New to the Mac? This course is perfect for you too! Get a great introduction to these essential programs that make the Macintosh the favorite tool of designers! Bring your digital camera, DV camcorder or iPod to learn how to make the most of these essential devices too. Learn how to archive your older videos and slides and publish online like a professional. This is a full-semester course taught by the pros who know Macs best, and is conveniently offered in weekly lessons on Monday evenings beginning September 11. Senior discounts apply!

## Register now to Guarantee a Seat!

Visit [montgomerycollege.edu](http://montgomerycollege.edu) to register online or phone Prof. St.Ours at (301) 251-7518 for details.



AA112x iLife for Communication Design, Lecture/Lab Mon. eves. 6-11PM, Course Number 26911/26912.

# macUpgrades

Hours:

Mon 10 to 6    Tue 10 to 8  
Wed 10 to 6    Thu 10 to 8  
Fri 10 to 5    Sat 10 to 4

Phone: (301) 907-0300  
Fax: (301) 907-9335  
Web: [www.macupgrades.com](http://www.macupgrades.com)  
E-mail [info@macupgrades.com](mailto:info@macupgrades.com)

6931 Arlington Road, Suite A  
Bethesda, MD 20814



Free parking next to the store. We're only 4 blocks from the Bethesda Metro station. Or, ride the free Bethesda 8 Trolley to Bethesda Avenue and Arlington Road, then walk one block south to macUpgrades.



Apple  
Specialist

More than a decade of  
Macintosh Sales, Service,  
and Support Excellence!

## Classified Ads

E-mail to [office@wap.org](mailto:office@wap.org) for rates and regulations. Pi members may place ads up to 25 words in length free of charge.

### Services

- **Mac Hardware, software, networks & training.** Apple factory trained & A+ Certified. Marchetti Associates LLC. 301-404-2210 or [phil@marchettiassociates.com](mailto:phil@marchettiassociates.com).

- **Macintosh House Calls - Upgrades, Repairs, Tutoring.** Contact John Barnes at 301-652-0667 or [jdbscience@mac.com](mailto:jdbscience@mac.com). Discount for Pi members.

- **Law Offices of Richard S. Sternberg** <http://www.MetroWashingtonLaw.com/> (202) 530-0100

**Music for a fair, reception, business event.** For a combo playing "oldies", an organ grinder, or brass calliope, go to [www.bendermelodies.com](http://www.bendermelodies.com).

## Your Free member Ad Belongs Here!

### Credits for Illustrations

8-10, 19R, 25, 26 - Lawrence I. Charters  
11 - Derrick Garbell  
15 - Al Lubarsky  
18,19L - John Barnes  
21 - Len Adler  
22, 25TR - Dick Sanderson



## High speed, high reliability internet services (founded 1987)

### **High speed T1 services for businesses, associations, and government**

- Full, unshared internet bandwidth
- Far more reliable than DSL
- 24/7 monitoring and repair service
- Full bandwidth reports updated every 5 minutes
- Combine multiple T1s to increase bandwidth and reliability

HIS T1s provide unrestricted use of bandwidth – 1.5 megabits in each direction (to and from the internet), and connect directly to our backbone facility collocated with AT&T in Washington, DC for high reliability and low latency to all parts of the internet. Circuits are monitored continuously, 24/7, to respond immediately at the first sign of trouble. T1 circuits rarely go down, and when they do, mean time to repair is 4 hours (vs. 24 hours for DSL). We provide as much IP space as you need, as well as DNS services for your domains. HIS T1s are suitable for organizations running their own web, FTP or other servers, and will not bog down under heavy load the way a DSL connection can. Contact HIS at 301-255-0500, option 1, or [sales@his.com](mailto:sales@his.com), for a price and installation date quote (you'll be surprised how low the cost is).

### **Outsourced email services**

- POP3, IMAP and webmail access
- SSL for secure mail pickup
- 24/7 monitoring
- Phone and email support
- Gigantic mailboxes: 30 megabytes standard (75 megabyte Superboxes available)
- Postini virus and spam filtering

Many businesses and trade associations have outsourced their email operation to HIS for convenience, cost savings, support, reliability, and for spam and virus filtering. Contact HIS at 301-255-0500, option 1, or [sales@his.com](mailto:sales@his.com), for more information.